

2022

Kindergarten Round-Up Survey Results



Great Start Collaborative Montcalm County

621 New St, PO Box 367
Stanton, MI 48888
(616) 225-6146

Website: www.GreatStartMontcalm.org

Find us on Facebook!

www.facebook.com/greatstartmontcalmcounty

2022 Kindergarten Round-Up Survey Results

Contents

Adverse Childhood Experiences (ACEs)	3
County Wide Data Summary	4
Carson City – Crystal Area Schools	6
Central Montcalm Public Schools	8
Greenville Area Schools	10
Lakeview Community Schools	12
Montabella Community Schools	14
Tri County Area Schools	16
Vestaburg Community Schools	18
2022 Kindergarten Screening Parent Survey	20
2022 Kids Count in Montcalm County	22
MCGSC Status of Young Children 2022	24
MCGSC 2022-2023 Meeting Schedule	25

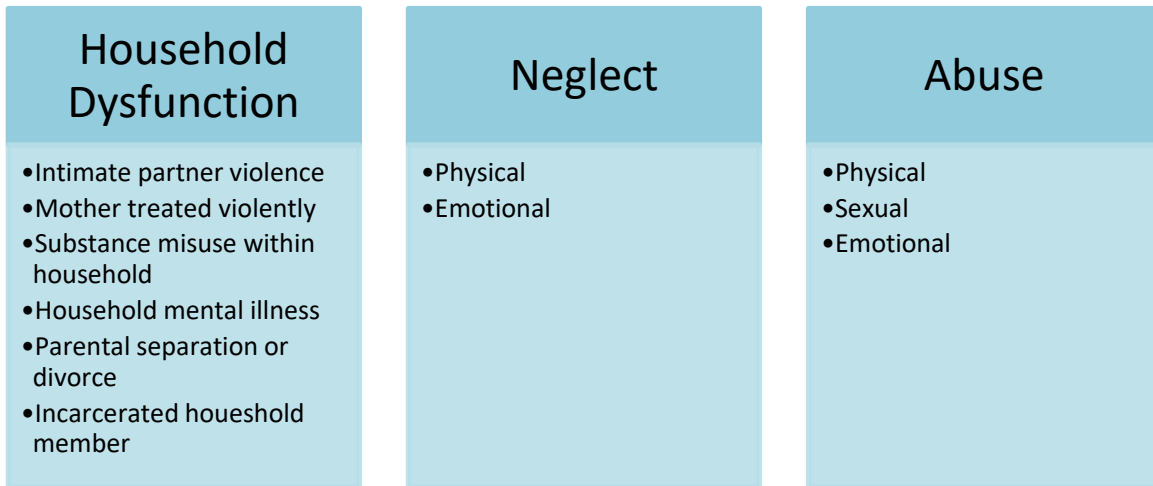
The Great Start Collaborative of Montcalm County

Invites you to visit our website at:

www.GreatStartMontcalm.org

Trauma Informed Community: Adverse childhood experiences (ACEs)

Adverse childhood experiences (ACEs) are stressful or traumatic events, including abuse and neglect. They may also include household dysfunction such as witnessing domestic violence or growing up with family members who have substance use disorders. ACEs are strongly related to the development and prevalence of a wide range of health problems throughout a person’s lifespan, including those associated with substance misuse.



Data was collected at kindergarten round-up from parents completing the 2022 Kindergarten Round-Up Survey. Questions from the survey that would indicate possible ACEs for the kids entering kindergarten are as follow:

- 36% surveyed reported their child is living with a parent or guardian who was divorced or separated.
- 18% surveyed reported that they have accessed a community support to help provide basic needs for their family.
- 5% parents reported that their children have witnessed a family member with a drug/alcohol problem.
- 3% parents reported that their children have witnessed violence in the home.
- 14% of children have experienced a parent that has been depressed (has decreased from 21% in 2020).

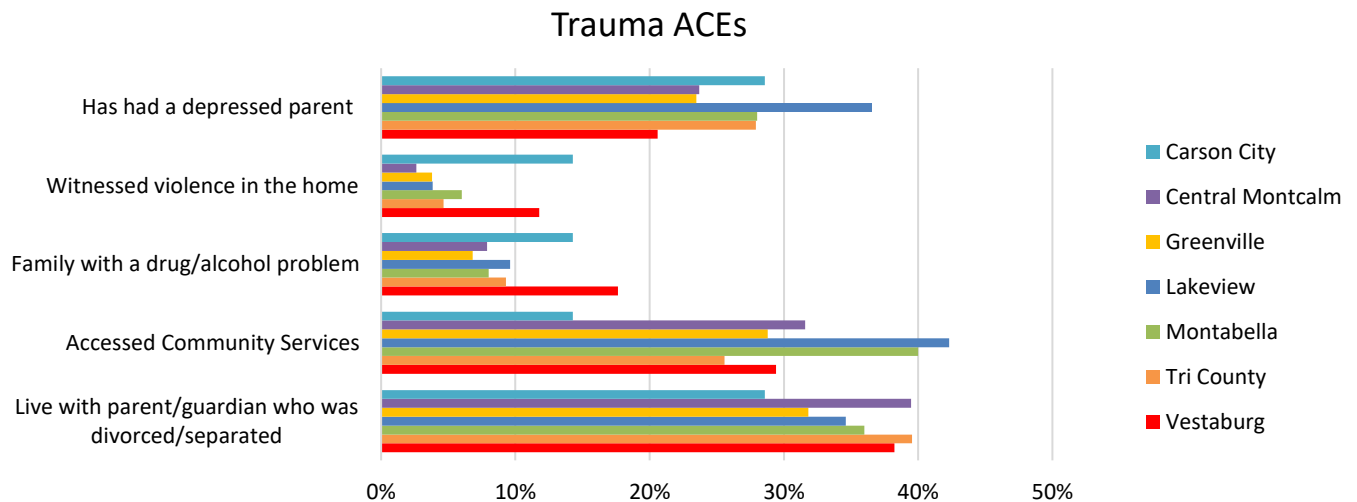


Table indicates Trauma; Adverse Childhood Experiences (ACEs) as reported by parents in the 2022 kindergarten round-up survey.

“Children’s exposure to Adverse Childhood Experiences is the greatest unaddressed public health threat of our time.” – Robert W. Block

County Wide Data Summary

The Parent Coalition of the Montcalm County Great Start Collaborative conducted a survey with parents attending kindergarten registration activities in our seven local Montcalm Area Intermediate School Districts. This is the ninth year that Montcalm County has conducted this survey. The purpose was to identify strengths and concerns in the areas of health, early care and education, social-emotional development, basic physical needs, and family support. The following data are the results from the 2022 survey. Parents completed a questionnaire consisting of 30 questions as an optional part of the kindergarten registration process. Of the seven participating districts within the Montcalm Area ISD, there were 718 children that registered for Kindergarten prior to September 1st, of those 356 parents or 50% completed the survey.

Health

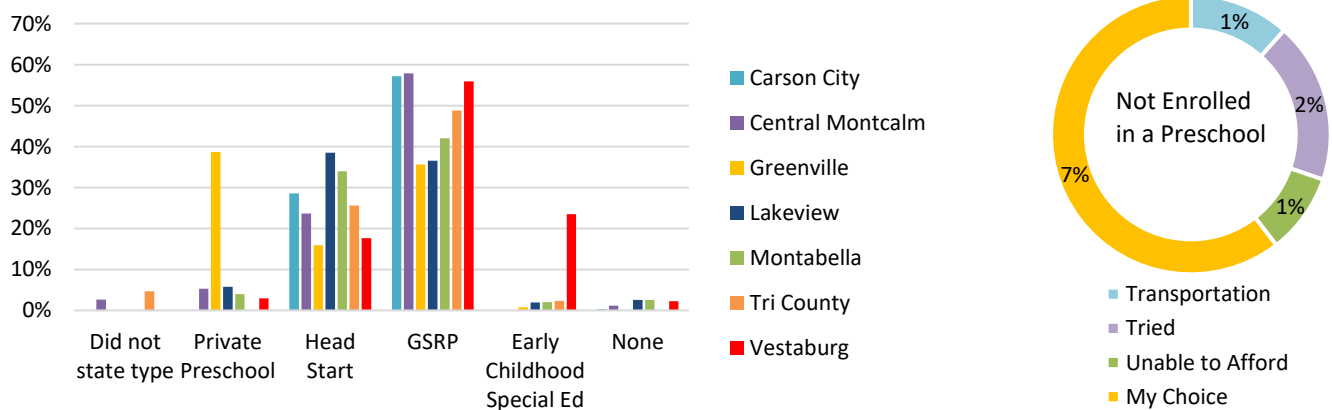
Quality healthcare improves a child’s learning abilities; a child can focus better when he or she is healthy. This year’s survey revealed the following information:

- 97% reported having some type of health insurance,
- 47% of them have government sponsored insurance,
- 48% have private insurance,
- 1% reported having Military insurance,
- Only 3% reported **not** having a doctor,
- 10% of entering kindergarteners have never been to the dentist (compared to 14% in 2021),
- 5% of homes where the child resides has at least one person who smokes,
- 11% report that their child takes a prescription medication.

Early Care and Education

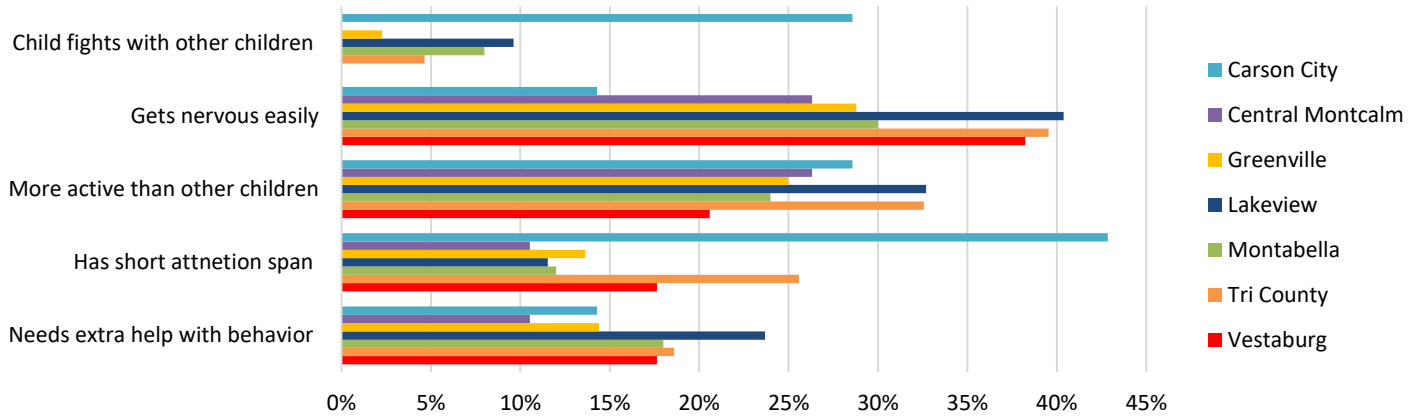
Education of a child begins at birth not at age 4 or 5; research tells us having quality childcare and educational experiences are vital. 58% of children are reported to have been in childcare during their first five years of life due to parent employment. Families reported overwhelming satisfaction with their childcare providers. Reading is a priority to parents in Montcalm County with 92% of parents reporting they read to their child at least 1-3 times or more per week! 78% of parents surveyed reported their children attended some type of preschool programming. Of those children that attended preschool 63% were enrolled in a government-sponsored program such as Head Start, Great Start Readiness Program, and Early Childhood Special Education. 16% of Parents questioned felt that their child would need extra help with learning in kindergarten.

Types of Preschool Attended



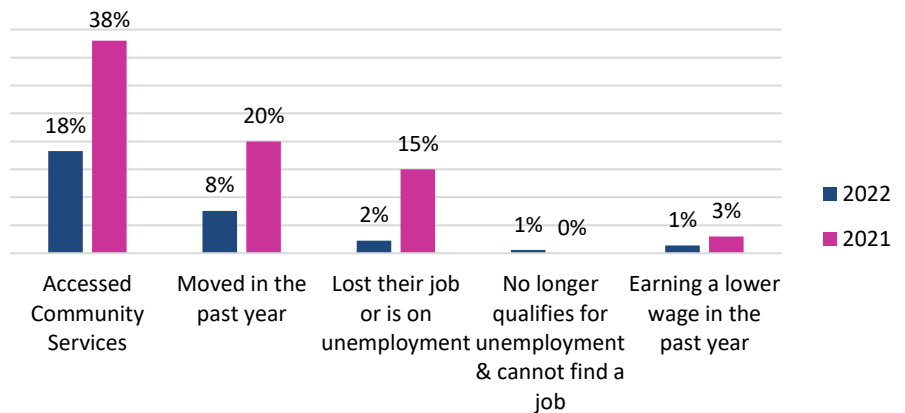
Social Emotional

Social-emotional skills give children the self-confidence they need to build loving and supportive relationships all their lives. There were several questions in this survey designed to gather information regarding children’s social emotional well-being. The behaviors that were identified as being of concern were, child gets nervous easily (this relates to anxiety, up from 27% in 2019 to 32% in 2022), child is more active than others (went up from 25% in 2019 to 27% in 2022), child has a short attention span (decreased from 17% in 2019 to 13% in 2022).



Basic Needs

Providing basic needs continues to be a struggle for many parents surveyed. 2% of families report being on unemployment (approximately 8 households) as compared to 2020 15% of families were on unemployment. 1% of families report that one member is earning a lower wage within the past year.



Family Support

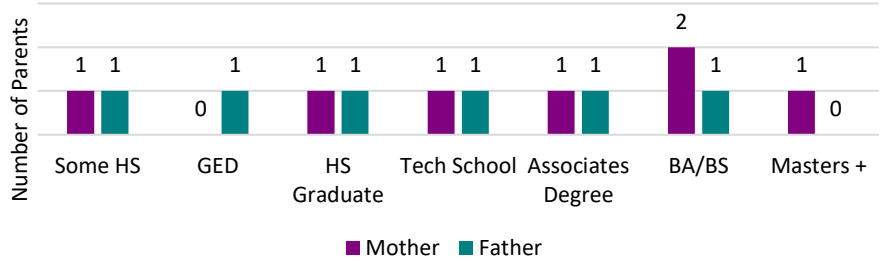
Families in Montcalm County indicated that they are able to find information about how to get their children ready for kindergarten. Approximately 31% of respondents participated in some sort of early intervention program such as: Early Head Start, Early On, Playgroups, Library Programs, Public Health Nurses, or Infant Mental Health Services prior to kindergarten. 8% participated in some type of parenting classes or support group; 12% of parents actively use the Montcalm County Great Start website; 1% of parents participated in Parent Coalition; 24% of the children received free books from the Montcalm County Dolly Parton Imagination Library; and 4% of children participated in the Connections Program.



Carson City - Crystal Area Schools: 66 children registered for kindergarten; 7 parents (11%) completed the survey.

Parents Education

86% of mothers and 83% of fathers had a GED or higher. There were 14% of mothers and 17% of fathers that had some high school but had not completed high school.

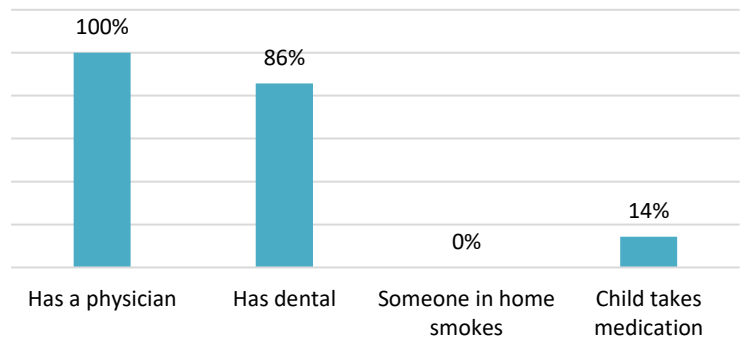


Health

14% had some type of government-funded insurance. 14% of respondents reported that their child takes a prescription medication.

None of the families indicated that at least one person smoked in the home.

Parents that reported medical and dental homes have been increasing since 2017; fewer people smoke in the home compared to last years' survey.



Early Care and Education

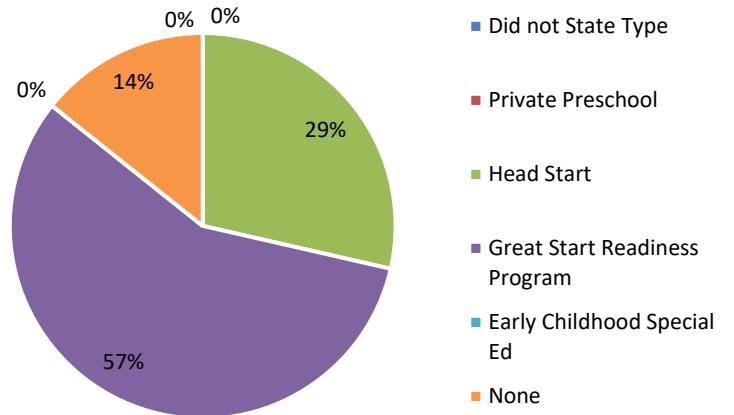
57% of respondents reported that they needed childcare within the first 5 years.

14% reported that their child would need extra help in kindergarten.

100% read to their children 1-3 times per week or more.

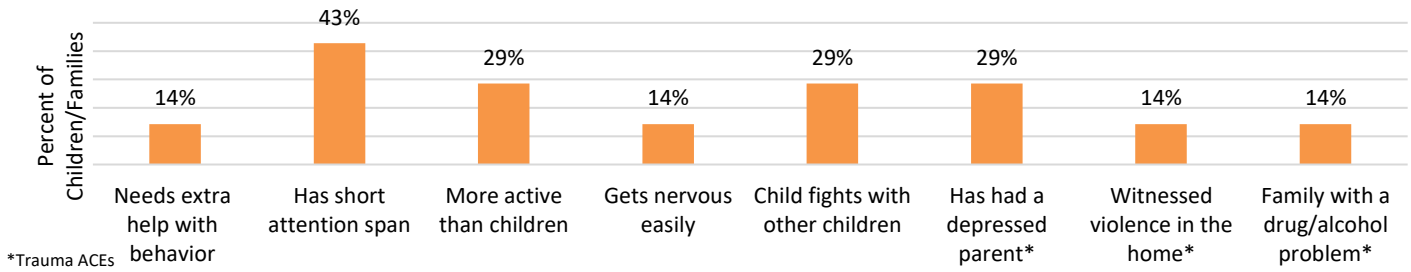
14% of children did not have a preschool experience.

Preschool Experience



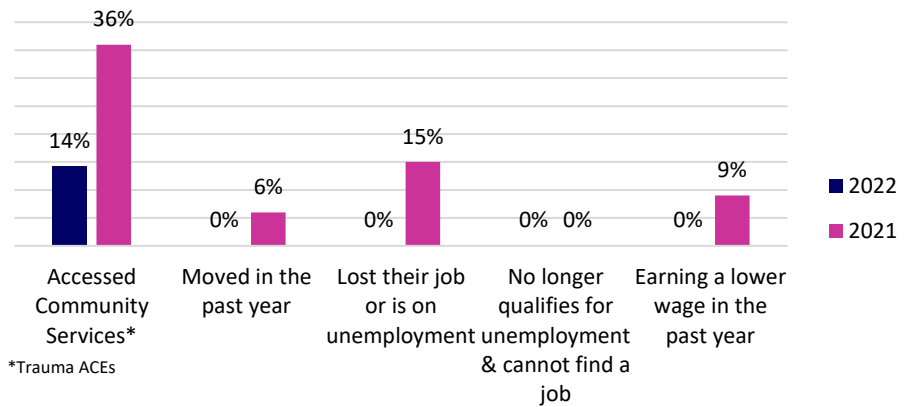
Social Emotional

Social Emotional Concerns

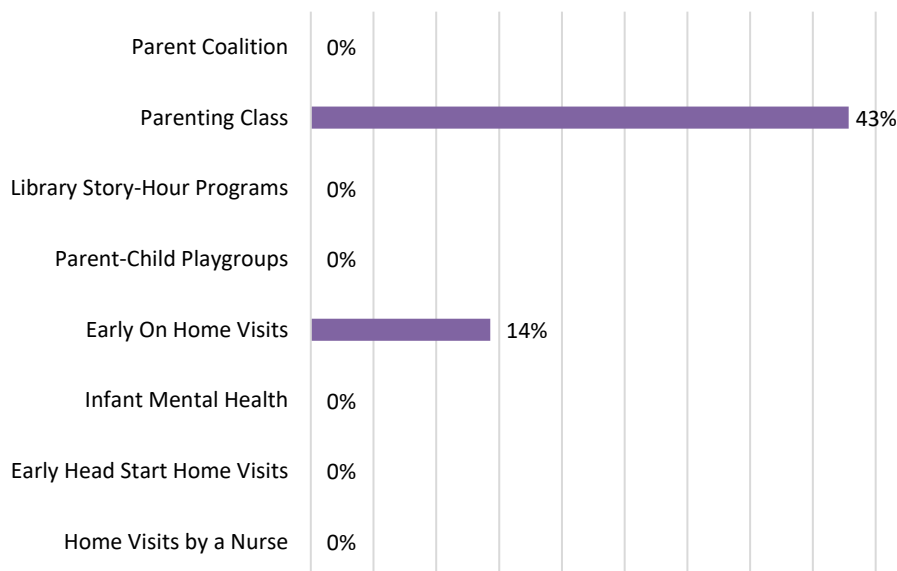


Basic Needs

14% of respondents have used a community resource to assist in providing their children with basic needs. None of the families reported that at least one parent that lost their job or is on unemployment.



Family Support



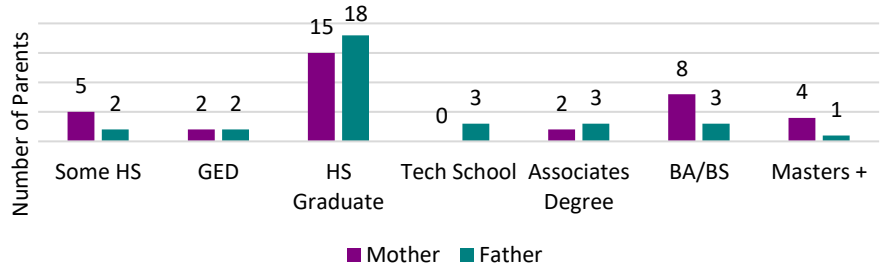
- None of the families engaged in at least one family support program prior to their child attending a preschool.
- 43% of families have visited the Great Start Montcalm website for early childhood information and resources.
- None of the families reported using child or family counseling services.
- 14% of the parents reported their children participation in the Connections Program.
- 71% of the families received free books from the Montcalm County Dolly Parton Imagination Library!
- None of the families participated in Great Start Montcalm Parent Coalition.



Central Montcalm Public Schools: 92 children registered for kindergarten; 38 parents (41%) completed the survey.

Parents Education

86% of mothers and 94% of fathers had a GED or higher. There were 14% of mothers and 6% of fathers that had some high school but had not completed high school.

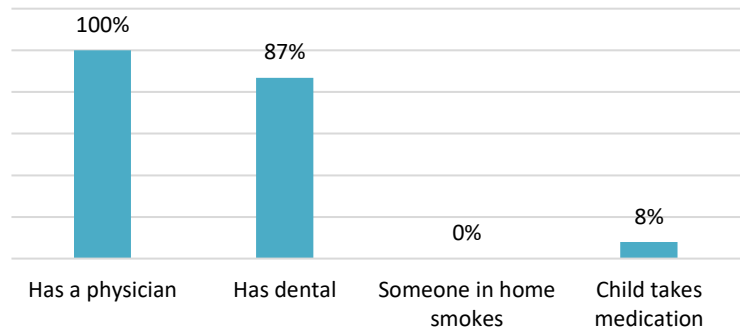


Health

34% had some type of government-funded insurance. 8% of respondents reported that their child takes a prescription medication.

None of the families indicated that at least one person smoked in the home. This has decreased by 5% since 2019.

100% of respondents reported their child had a medical home.



Early Care and Education

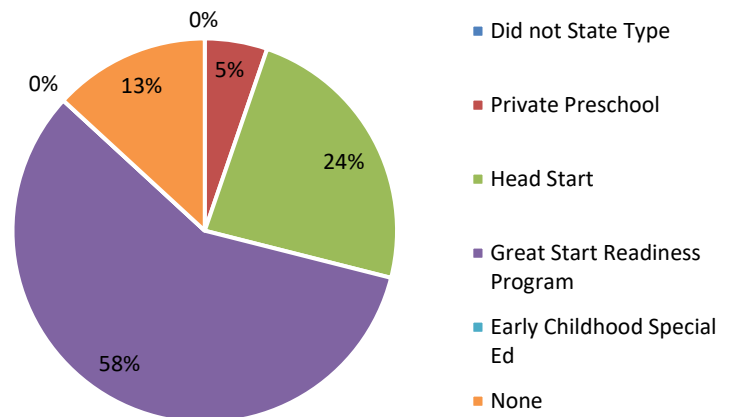
61% of respondents reported that they needed childcare within the first 5 years.

16% reported that their child would need extra help in kindergarten.

89% read to their children 1-3 times per week or more.

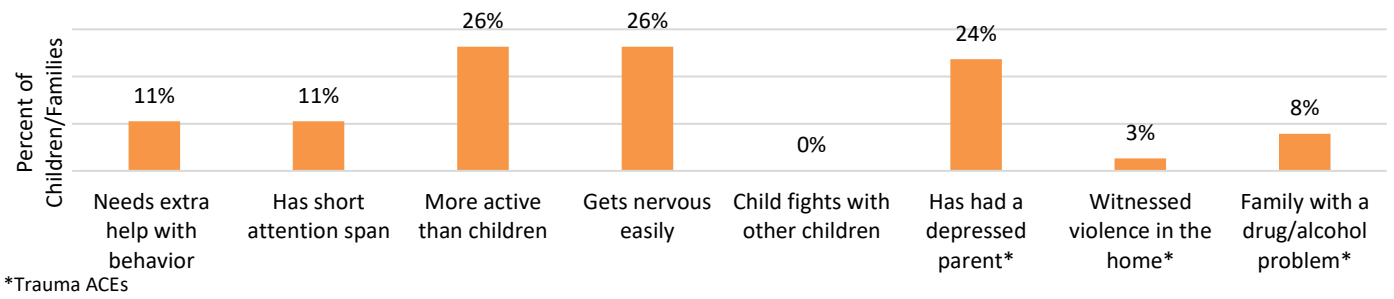
11% of children did not have a preschool experience.

Preschool Experience



Social Emotional

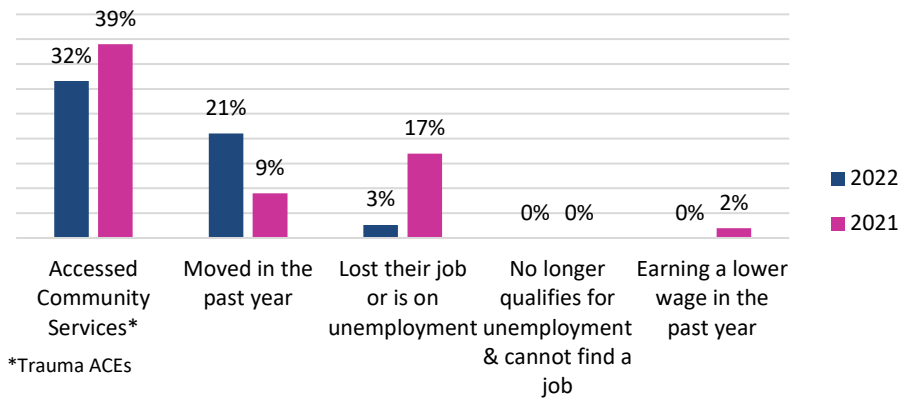
Social Emotional Concerns



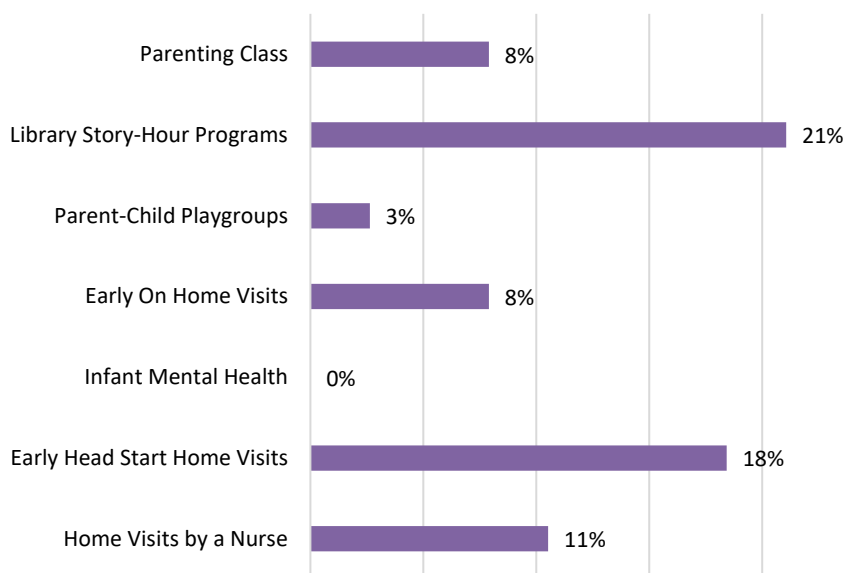
Basic Needs

32% of respondents have used a community resource to assist in providing their children with basic needs.

3% of families have had at least one parent that has lost their job or is on unemployment, this has increased significantly since 2019.



Family Support



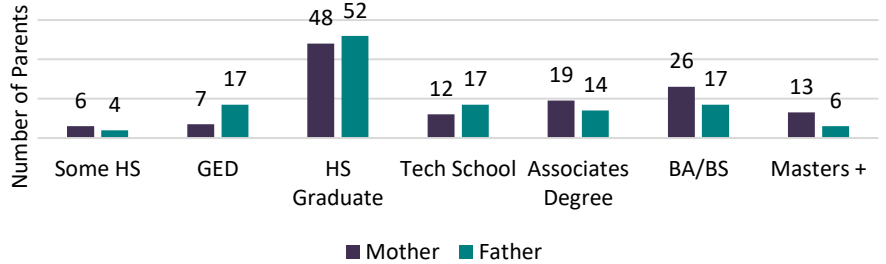
- 61% of the respondents engaged in at least one family support program prior to their child attending a preschool.
- 26% of respondents have visited the Great Start Montcalm website for early childhood information and resources.
- 8% of families reported using child or family counseling services.
- 13% of the children participated in the Connections Program.
- 39% of the families received free books from the Montcalm County Dolly Parton Imagination Library!
- 5% of the families participated in Great Start Montcalm Parent Coalition.



Greenville Public Schools: 252 children registered for kindergarten; 132 parents (52%) completed the survey.

Parents Education

95% of mothers and 97% of fathers had a GED or higher. There were 5% of mothers and 3% of fathers that had some high school but had not completed high school.



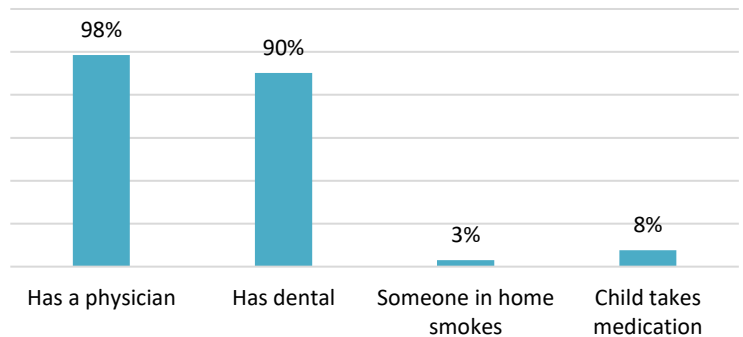
Health

40% had some type of government-funded insurance.

8% of respondents reported that their child takes a prescription medication.

3% of the respondents indicated that at least one person smoked in the home.

98% of respondents reported their child had a medical home.



Early Care and Education

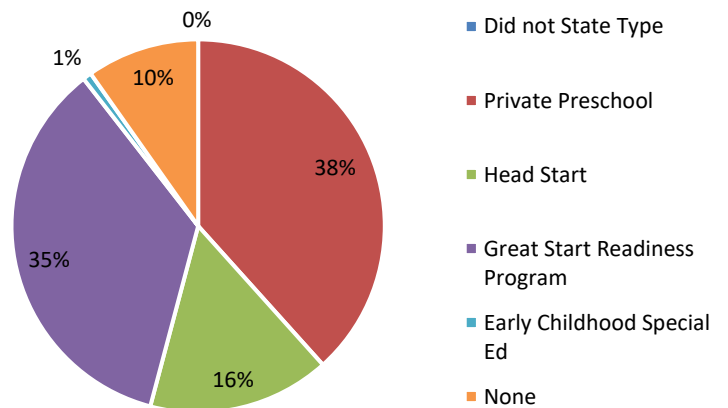
64% of respondents reported that they needed childcare within the first 5 years.

11% reported that their child would need extra help in kindergarten.

95% read to their children 1-3 times per week or more.

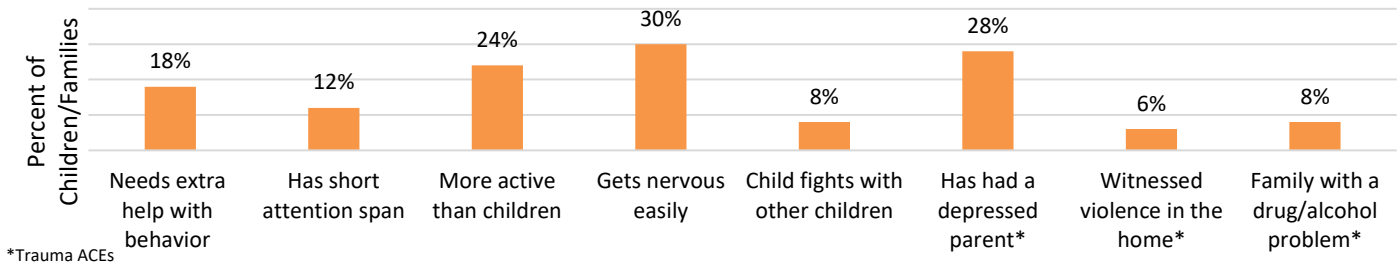
9% of children did not have a preschool experience.

Preschool Experience



Social Emotional

Social Emotional Concerns

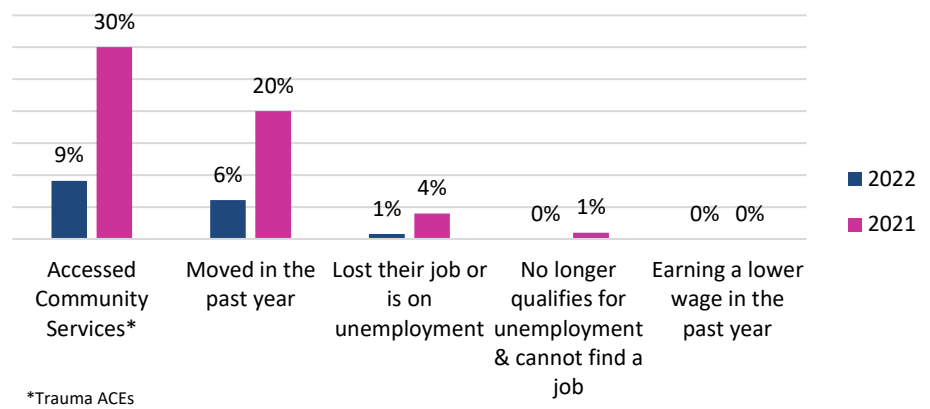


Basic Needs

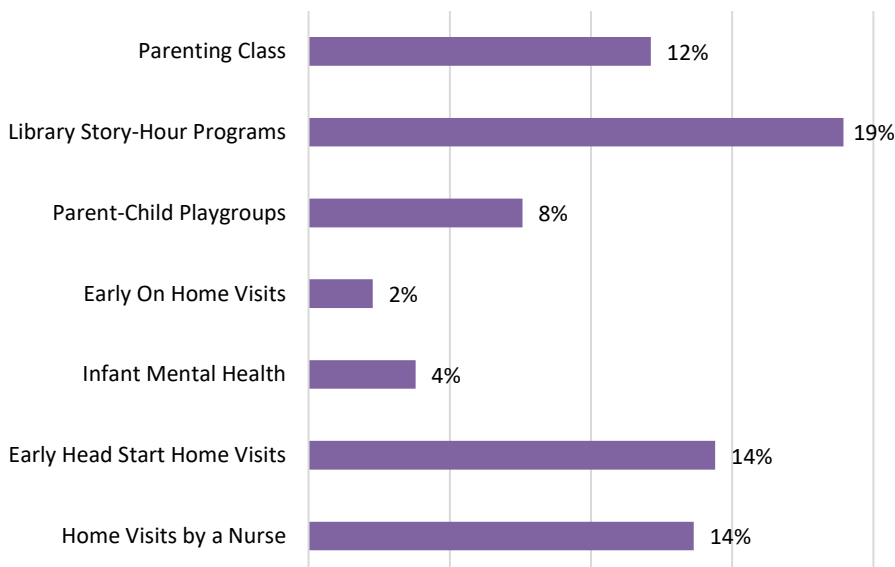
9% of respondents have used a community resource to assist in providing their children with basic needs.

1% of the families have had at least one parent that has lost their job or is on unemployment.

None of the families reported earning a lower wage in the past year.



Family Support



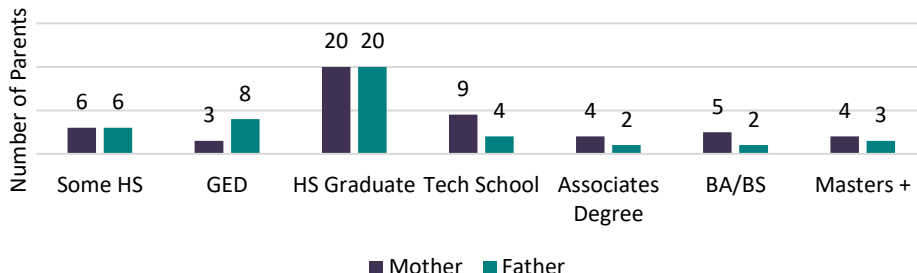
- 61% of the respondents engaged in at least one family support program prior to their child attending a preschool.
- 23% of respondents have visited the Great Start Montcalm website for early childhood information and resources.
- 4% of the families reported using child or family counseling services.
- 9% of the children participated in the Connections Program.
- 42% of the families received free books from the Montcalm County Dolly Parton Imagination Library!
- 3% of the families participated in Great Start Montcalm Parent Coalition.



Lakeview Community Schools: 77 children registered for kindergarten; 52 parents (68%) completed the survey.

Parents Education

88% of mothers and 87% of fathers had a GED or higher. There were 12% of mothers and 13% of fathers that had some high school but had not completed high school.



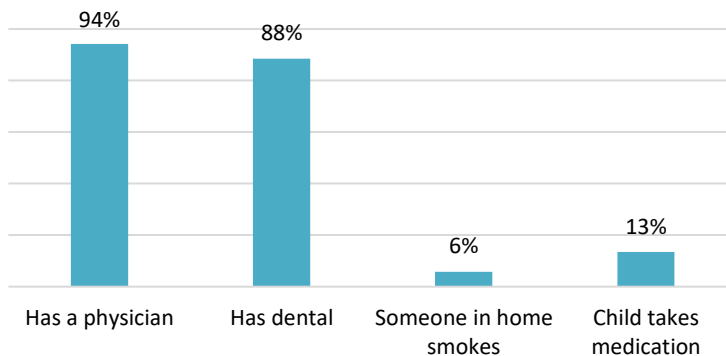
Health

60% had some type of government funded insurance.

13% of respondents reported that their child takes a prescription medication.

6% of respondents indicated that at least one person smoked in the home.

94% of respondents reported their child had a medical home.



Early Care and Education

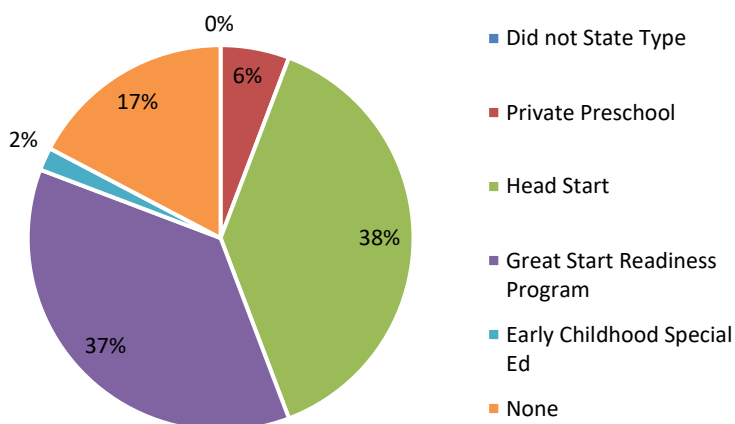
54% of respondents reported that they needed childcare within the first 5 years.

17% reported that their child would need extra help in kindergarten.

92% read to their children 1-3 times per week or more.

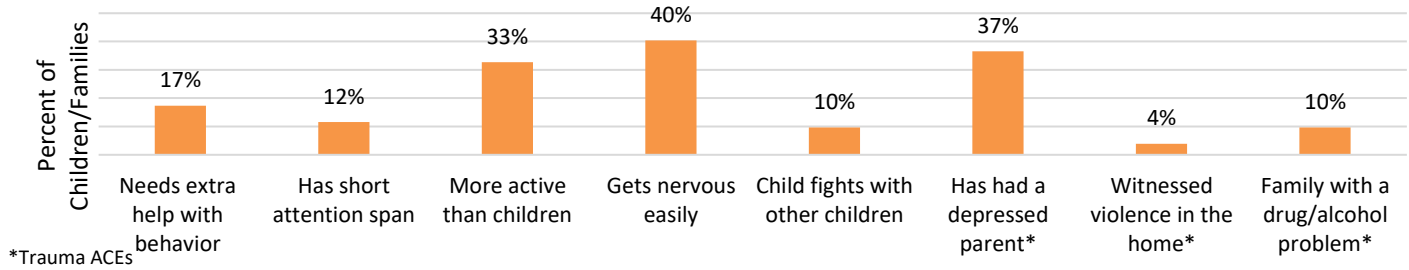
17% of children did not have a preschool experience.

Preschool Experience



Social Emotional

Social Emotional Concerns

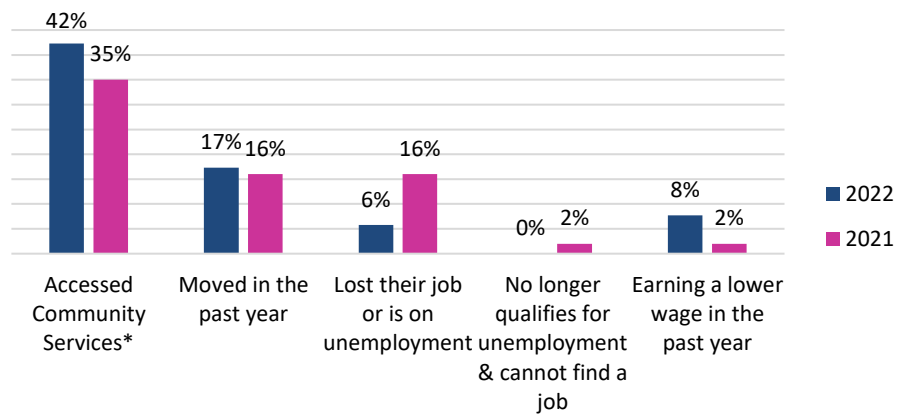


Basic Needs

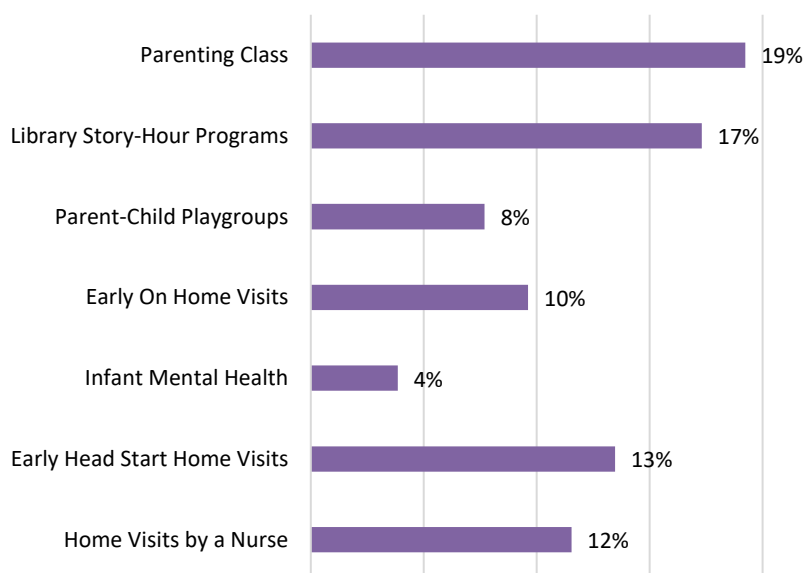
42% of respondents have used a community resource to assist in providing their children with basic needs.

6% of families have had at least one parent that has lost their job or is on unemployment.

8% of the of families reported that they earned a lower wage in the past year.



Family Support



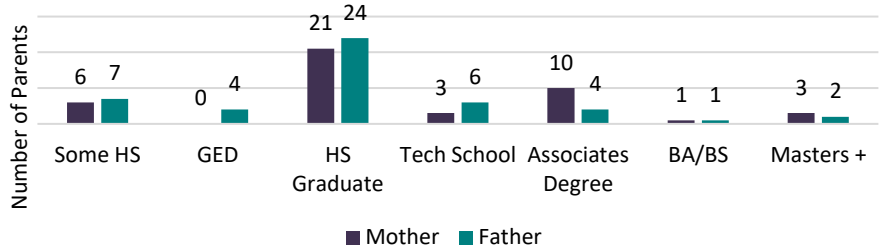
- 63% of the respondents engaged in at least one family support program prior to their child attending a preschool.
- 25% of respondents have visited the Great Start Montcalm website for early childhood information and resources.
- 4% of families reported using child or family counseling services
- 4% of the children participated in the Connections Program.
- 37% of the families received free books from the Montcalm County Dolly Parton Imagination Library!
- None of the families participated in Great Start Montcalm Parent Coalition.



Montabella Community Schools: 57 children registered for kindergarten; 50 parents (88%) completed the survey.

Parents Education

86% of mothers and 85% of fathers had a GED or higher. There were 14% of mothers and 15% of fathers that had some high school but had not completed high school.

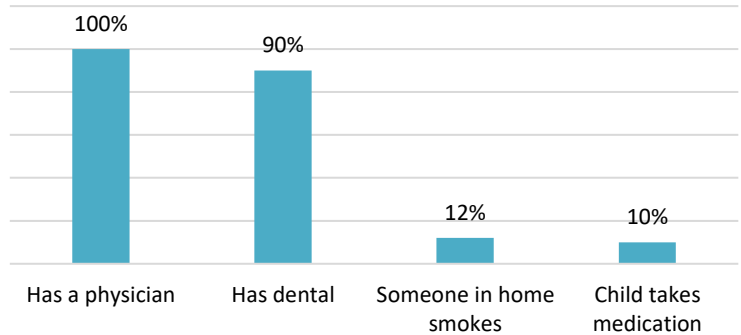


Health

54% had some type of government-funded insurance.

10% of respondents reported that their child takes a prescription medication.

12% of respondents indicated that at least one person smoked in the home. This has increased by 4% since 2019.



100% of respondents reported their child had a medical home.

Early Care and Education

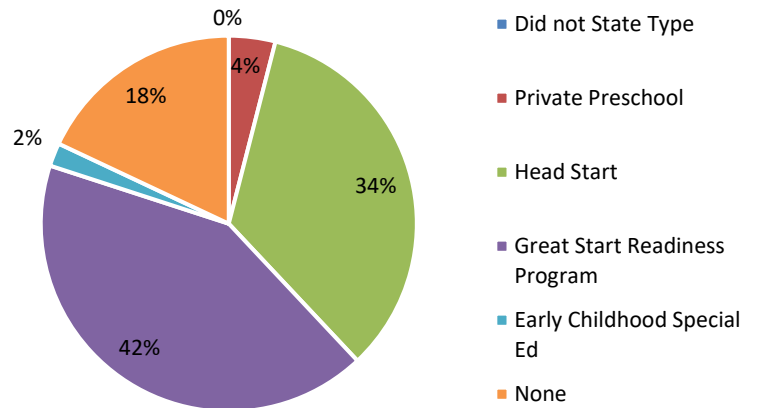
52% of respondents reported that they needed childcare within the first 5 years.

16% reported that their child would need extra help in kindergarten.

96% read to their children 1-3 times per week or more.

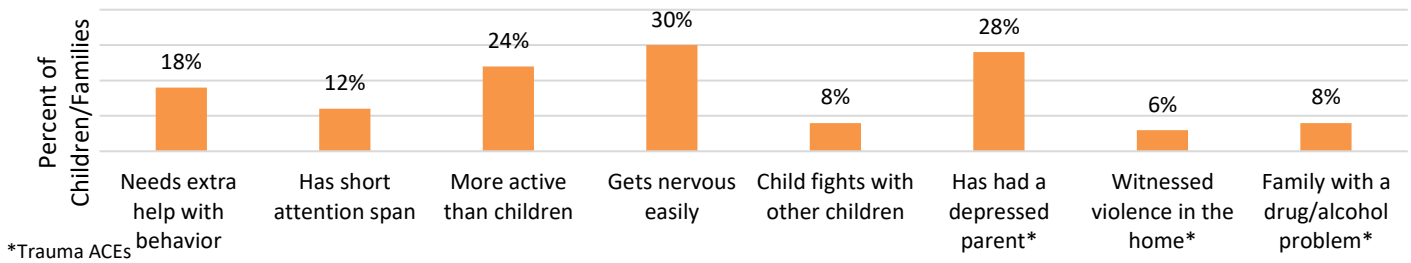
18% of children did not have a preschool experience.

Preschool Experience



Social Emotional

Social Emotional Concerns

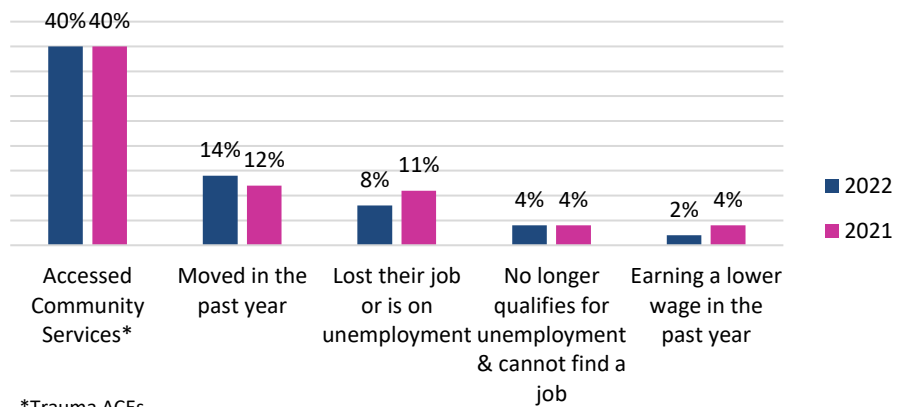


Basic Needs

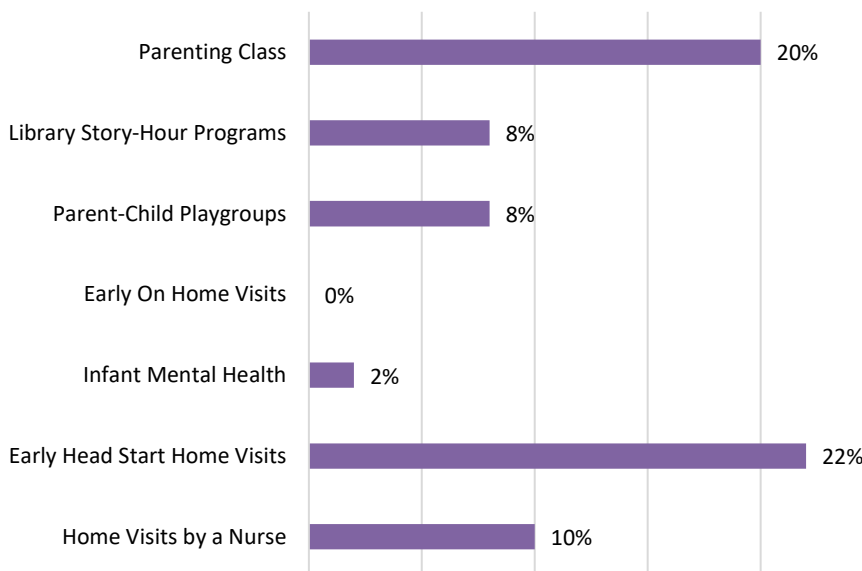
40% of respondents have used a community resource to assist in providing their children with basic needs, up from 2020.

8% of families have had at least one parent that has lost their job or is on unemployment.

2% of the families reported earning a lower wage in the past year.



Family Support



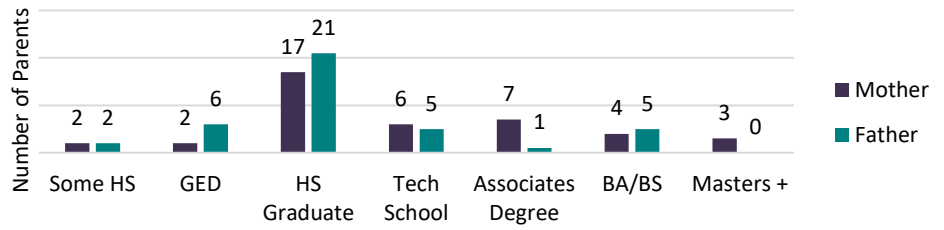
- 50% of the respondents engaged in at least one family support program prior to their child attending a preschool.
- 28% of respondents have visited the Great Start Montcalm website for early childhood information and resources.
- 8% of the families reported using child or family counseling services.
- 10% of the children participated in the Connections Program.
- 44% of the families received free books from the Montcalm County Dolly Parton Imagination Library!
- 4% of the families participated in Great Start Montcalm Parent Coalition.



Tri County Area Schools: 129 children registered for kindergarten; 43 parents (33%) completed the survey.

Parents Education

95% of mothers and 95% of fathers had a GED or higher. There were 5% of mothers and 5% of fathers that had some high school but had not completed high school.



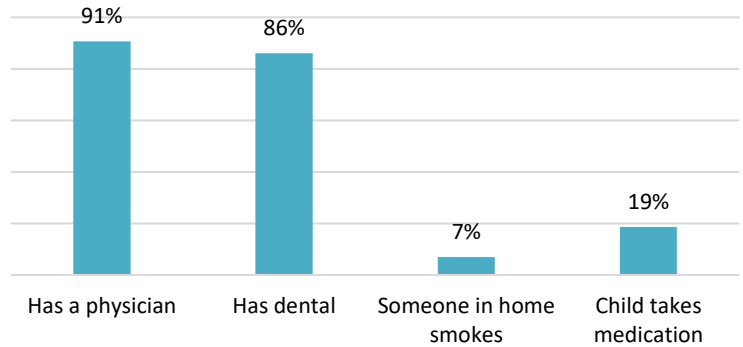
Health

47% had some type of government-funded insurance.

19% of respondents reported that their child takes a prescription medication.

7% of the respondents indicated that at least one person smoked in the home.

91% of respondents reported their child had a medical home.



Early Care and Education

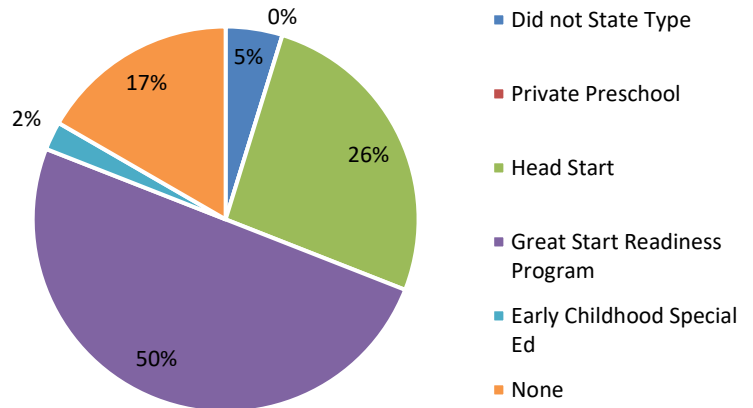
49% of respondents reported that they needed childcare within the first 5 years.

21% reported that their child would need extra help in kindergarten.

86% read to their children 1-3 times per week or more.

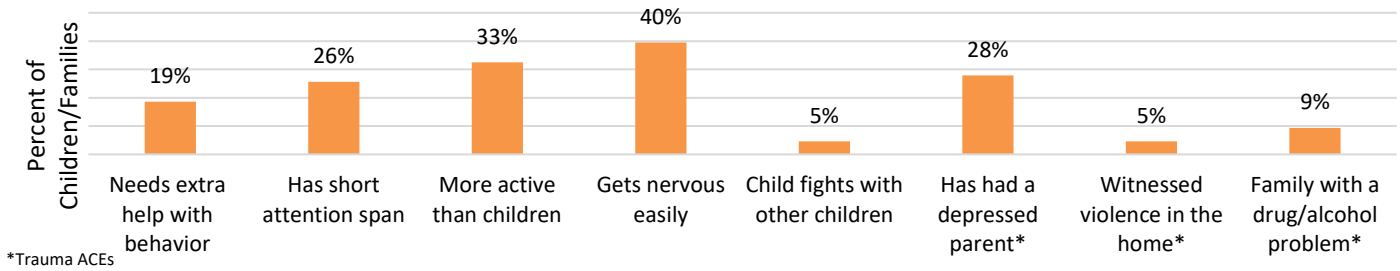
17% of children did not have a preschool experience.

Preschool Experience



Social Emotional

Social Emotional Concerns

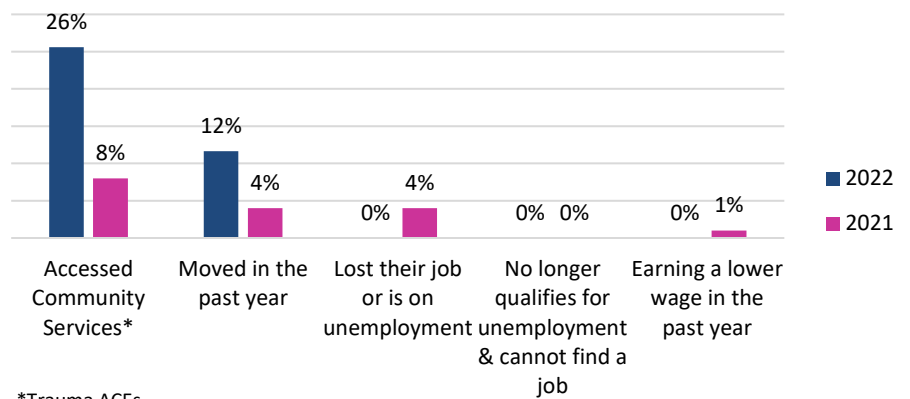


Basic Needs

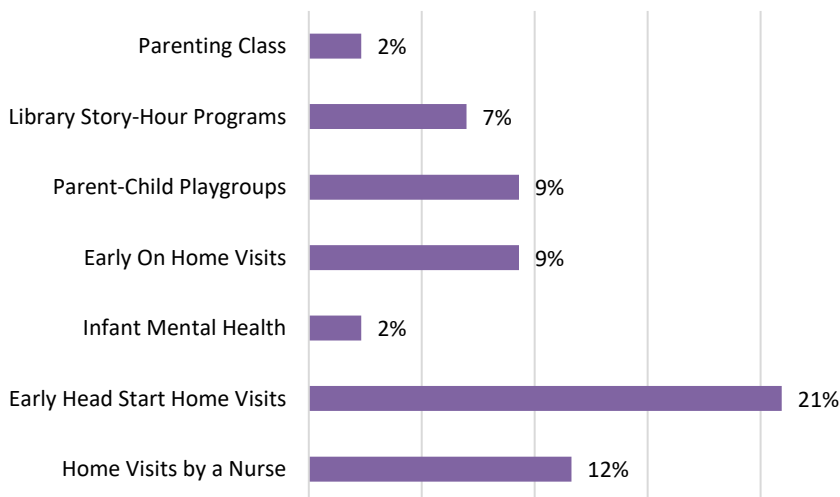
26% of respondents have used a community resource to assist in providing their children with basic needs.

None of the families have had at least one parent that has lost their job or is on unemployment.

None of the families reported earning a lower wage in the past year.



Family Support



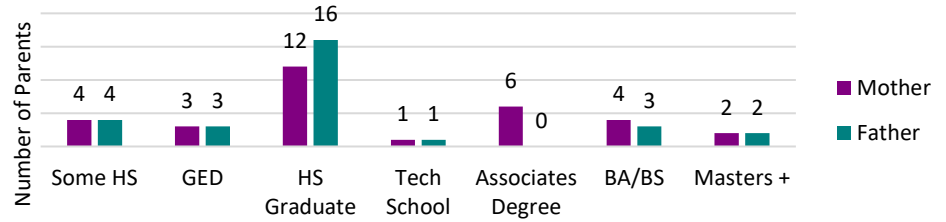
- 60% of the respondents engaged in at least one family support program prior to their child attending a preschool.
- 2% of respondents have visited the Great Start Montcalm website for early childhood information and resources.
- 2% of the families reported using child or family counseling services.
- 7% of the children participated in the Connections Program.
- 26% of the families received free books from the Montcalm County Dolly Parton Imagination Library!
- 2% of the families participated in Great Start Montcalm Parent Coalition.



Vestaburg Community Schools: 45 children registered for kindergarten; 34 parents (76%) completed the survey.

Parents Education

88% of mothers and 86% of fathers had a GED or higher. There were 13% of mothers and 14% of fathers that had some high school but had not completed high school.



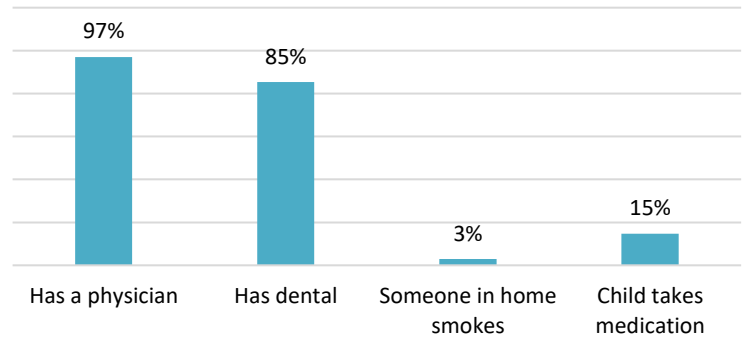
Health

47% had some type of government-funded insurance.

15% of respondents reported that their child takes a prescription medication.

2% of the respondents indicated that at least one person smoked in the home.

97% of respondents reported their child had a medical home.



Early Care and Education

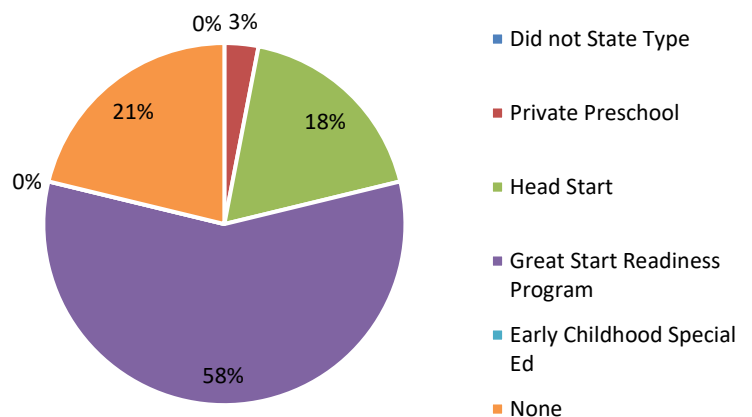
59% of respondents reported that they needed childcare within the first 5 years.

26% reported that their child would need extra help in kindergarten.

100% read to their children 1-3 times per week or more.

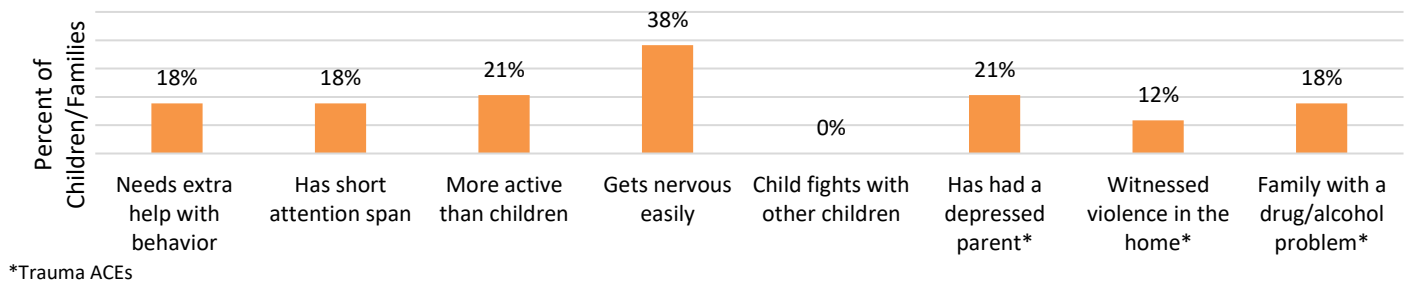
19% of children did not have a preschool experience.

Preschool Experience



Social Emotional

Social Emotional Concerns

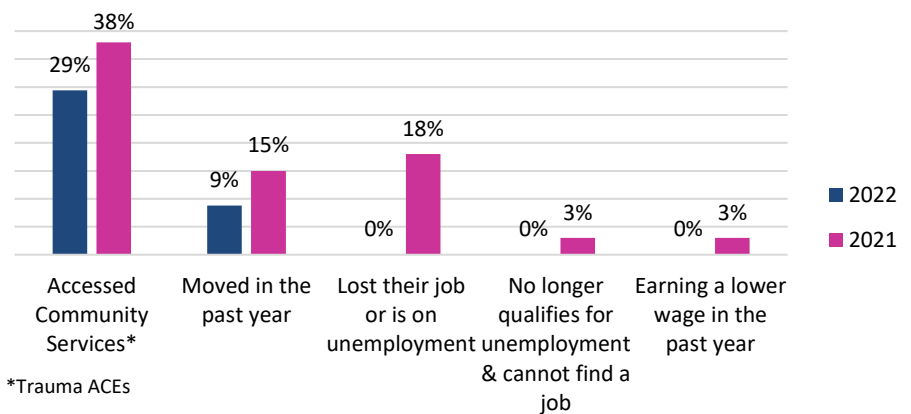


Basic Needs

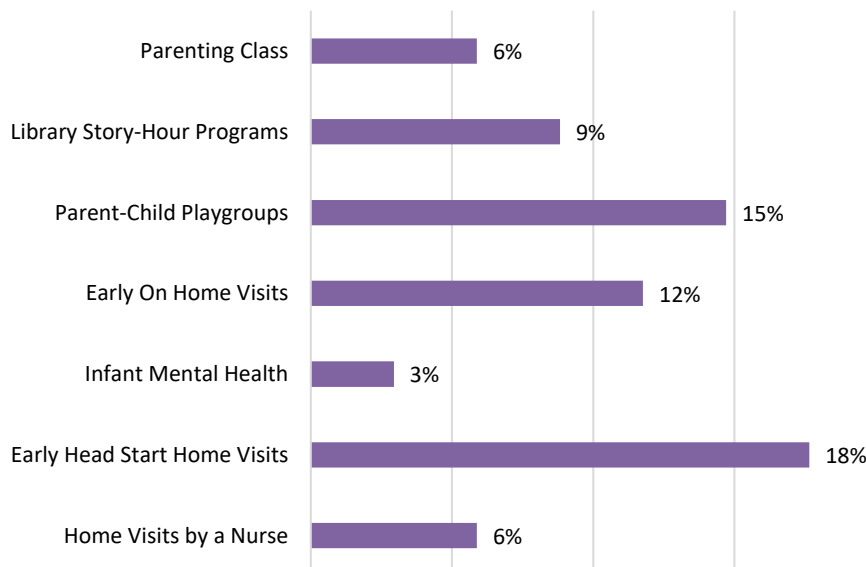
29% of respondents have used a community resource to assist in providing their children with basic needs.

None of the families have had at least one parent that has lost their job or is on unemployment.

None of the families reported earning a lower wage in the past year.



Family Support



- 62% of the respondents engaged in at least one family support program prior to their child attending a preschool.
- 9% of respondents have visited the Great Start Montcalm website for early childhood information and resources.
- 9% of the families reported using child or family counseling services.
- 3% of the children participated in the Connections Program.
- 68% of the families received free books from the Montcalm County Dolly Parton Imagination Library!
- 3% of the families participated in Great Start Montcalm Parent Coalition.



School District: _____ Date: _____

(For office use only) # _____

2022 Kindergarten Screening Parent Survey

The Montcalm County Great Start Collaborative (MCGSC) is a group of community members and leaders dedicated to assuring that all children are provided with a strong foundation so that they enter kindergarten eager, prepared and ready to learn. The group has several committees that focus on each of the following areas: health, early care and education, social-emotional, basic physical needs, and family support. Information will be compiled into a Status of Young Children report. We would greatly appreciate you completing this survey so we can provide current information to the community and direct our attention to the areas that YOU indicate would be of greatest benefit to you and your family. Thank you for your time.

DEMOGRAPHIC INFORMATION:

Child's birth date: _____ Age: _____ Person completing form: Mother ___ Father ___ Other ___

Parent's Education: (check the highest level obtained)

Mother: Some HS ___ GED ___ HS Graduate ___ Tech/trade school ___ 2-year degree ___ BA/BS ___ Masters/+ ___

Father: Some HS ___ GED ___ HS Graduate ___ Tech/trade school ___ 2-year degree ___ BA/BS ___ Masters/+ ___

Who does the child live with?

Biological Parents ___ Mother Only ___ Father Only ___ Joint Custody (splits time equally) ___

Mother & Stepfather ___ Mother & Significant Other ___ Father & Stepmother ___ Father & Significant Other ___

Adopted Parents ___ Foster Parents ___ Other extended family members (grandparents, aunts, etc.) ___

HEALTH:

1. Does your child have a doctor?	Yes	No
2. Has your child ever been to a dentist?	Yes	No
3. Currently, what type of health insurance does your CHILD have? <input type="checkbox"/> None, no insurance <input type="checkbox"/> Private health insurance <input type="checkbox"/> Military Health Care <input type="checkbox"/> Government Sponsored (Medicaid, Healthy Kids, Molina, MI Child, Health Plan of MI, McLaren, PHP-MM Family Care)		
4. Does anyone currently smoke in the child's home on a regular basis?	Yes	No
5. Does your child take any kind of <i>prescribed medications</i> now? If yes, for what?	Yes	No

EARLY CARE AND EDUCATION:

6. Did your child need childcare due to your employment anytime during their first 5 years of life? If yes, were you satisfied with the childcare arrangement that you found?	Yes	No	Yes	No
7. Did your child attend a formal preschool program as a 4- or 5-year-old? Yes, he/she attended: <input type="checkbox"/> Head Start <input type="checkbox"/> Great Start Readiness Program (Jump Start, Ready 4 School, Young 4's or 5's etc.) <input type="checkbox"/> Early Childhood Special Education Program <input type="checkbox"/> A private preschool program _____ <i>(please indicate which one)</i> No, my child did not attend a preschool program because: <input type="checkbox"/> It was my choice, as I did not feel he/she needed that experience prior to entering kindergarten. <input type="checkbox"/> I tried to enroll him/her in _____ (name program) but it was full. <input type="checkbox"/> I was unable to afford a preschool program for him/her at this time. <input type="checkbox"/> I was not able to work out transportation				
8. Do you think your child is going to need <i>extra help</i> with learning upon entering kindergarten?	Yes	No		
9. How often do you read to your child?	Less than 1x per week	1-3x per week	Daily	

Turn Over

10.	How often do you use your daily activities to engage your child in learning? (cooking, laundry, Talking is Teaching Activities)	Less than 1x per week	1-3x per week	Daily
11.	Was your child enrolled in the Dolly Parton Imagination Library?			Yes No

SOCIAL EMOTIONAL:

12.	Do you think your child is going to need <i>extra help</i> with their behavior in kindergarten?	Yes	No
13.	Do you think your child has a short attention span compared to other children their age?	Yes	No
14.	Do you think your child is more active than other children his/her age? (i.e. always on the go, can't sit still)	Yes	No
15.	Do you think your child gets nervous easily?	Yes	No
16.	Does your child get in fights with other children?	Yes	No
17.	Has your child experienced a parent that is depressed?	Yes	No
18.	Has your child witnessed violence in your home?	Yes	No
19.	Has your child seen a family member with a drug or alcohol problem?	Yes	No

BASIC NEEDS:

20.	Have you ever accessed community service (food banks, EightCap, DHHS, etc) to provide necessary items for your family such as food, assistance with bills, housing, etc?	Yes	No
21.	Have you moved from one home to another in the past year?	Yes	No
22.	Currently, is there anyone in your household that has lost their job and/or is on unemployment?	Yes	No
23.	Currently, is there anyone in your household that NO LONGER qualifies for unemployment and is unable to find a job?	Yes	No
24.	Is there anyone in your household right now that has lost their job in the past year but is now working again for a significantly lower wage?	Yes	No

FAMILY SUPPORT:

25.	Were you easily able to find information about how to get your child ready for kindergarten?	Yes	No
26.	Did you ever participate in any of these early intervention programs with your child? <input type="checkbox"/> Home visits by a nurse from the health department, United Lifestyles, or home health agency. <input type="checkbox"/> Home visits by Early Head Start <input type="checkbox"/> Home visits by Infant Mental Health specialist from Community Mental Health <input type="checkbox"/> Home visits by Early On or the birth to three special education staff <input type="checkbox"/> Parent-child Playgroups thru Great Start, Early Head Start and Early On <input type="checkbox"/> Library story-hour programs <input type="checkbox"/> (Child/family) Counseling (private or from Community Mental Health) <input type="checkbox"/> Great Start Parent Coalition <input type="checkbox"/> None of the above		
27.	Have you ever visited the Great Start Collaborative website (www.GreatStartMontcalm.org) If yes, have you used the talking is teaching resources?	Yes	No
28.	Have you ever attended any type of parenting class or support group? If yes, please explain:	Yes	No
29.	Have you ever participated in the CONNECTIONS program to evaluate your child's development?	Yes	No
30.	Is there anything that would have been helpful to you, in the first 5 years, to get your child off to a Great Start? This answer will help us to guide resources for children birth – 5 years old. <hr/> <hr/> <hr/> <hr/>		

Thank you for participating!

MONTCALM

A BETTER FUTURE IS POSSIBLE

POPULATION	2010	2020	% Change	POPULATION BY RACE (2020)			
Total population	63,342	63,476	0.2%	Child population by race		Young adult population by race	
Child population	15,291	13,841	-9.5%	Hispanic 0-17	828	Hispanic 18-24	284
• Ages 0-5	4,690	4,278	-8.8%	Non-Hispanic 0-17		Non-Hispanic 18-24	
• Ages 6-12	5,915	5,507	-6.9%	• African American/Black	256	• African American/Black	223
• Ages 13-17	4,686	4,056	-13.4%	• American Indian	93	• American Indian	36
Young adult population				• Asian/Pacific Islander	67	• Asian/Pacific Islander	33
• Ages 18-24	5,248	4,773	-9.1%	• White	12,597	• White	4,197

KEY TRENDS OVER TIME (Most recent year is listed in parentheses)	BASE YEAR (2010)		MOST RECENT YEAR				Trend
	Number	Rate	Number	Rate	Rate Change	MI Rate	
Children in poverty, ages 0-17 (2020)	4,437	29.8%	2,475	18.3%	-38.6%	16.8%	●
Young adults in poverty, ages 18-24 (2020)	1,633	30.5%	721	15.3%	-49.8%	23.2%	●
Households in poverty & ALICE (2019)	10,066	43.2%	10,318	43.1%	0.0%	38.1%	●

ECONOMIC SECURITY	ADDITIONAL DATA (Data is for 2021 unless noted)		
	Number	Rate	MI Rate
Children receiving...			
• Free and reduced-price lunch, K-12	7,728	63.8%	51.1%
• Subsidized child care, ages 0-12	105	1.1%	1.8%
• Cash assistance (FIP), ages 0-18	48	0.3%	1.0%
• Food assistance (FAP), ages 0-18	3,053	21.0%	21.9%
• Women, Infant and Children (WIC), ages 0-4 (2020)	1,882	52.5%	43.5%
• Supplemental Security Income, ages 0-18 [^]	210	14.5	15.3
• Any amount of child support received	3,522	84.4%	81.5%
Median household income (2020)	\$52,589	N/A	\$61,352
Average cost of full-time child care/month	\$474	N/A	\$646
• Percent of full-time minimum wage	N/A	28.4%	38.7%
Families receiving the Earned Income Tax Credit (EITC) (2020)	4,690	15.6%	13.7%
Families with high-cost housing (2020)	5,701	23.6%	26.2%

KEY TRENDS OVER TIME (Most recent year is listed in parentheses)	BASE YEAR (2010)		MOST RECENT YEAR				Trend
	Number	Rate	Number	Rate	Rate Change	MI Rate	
3- and 4- year olds in preschool (2020)	862	47.0%	574	41.3%	-12.1%	46.7%	●
Students graduating on time (2021)	796	83.1%	779	52.4%	-36.9%	80.5%	●

EDUCATION	ADDITIONAL DATA (Data is for 2021 unless noted)		
	Number	Rate	MI Rate
Children receiving <i>Early On</i> services by ISD, ages 0-2	135	5.2%	3.4%
Students in Special Education	1,755	14.5%	14.5%
Students who are homeless by ISD, K-12 (2020)	429	3.6%	1.9%
3rd graders proficient in English Language Arts, M-STEP	275	42.4%	42.8%
8th graders proficient in Math, PSAT	155	25.3%	36.0%
Students who drop out	284	19.1%	7.7%
Teens not in school or working, ages 16-19 (2020)	260	9.4%	6.8%

KEY	● Improving	[^] Rate per 1,000	N/A Data not available
	● Little Change	^t Rate per 10,000	* Data suppressed
	● Worsening	[♦] Rate per 100,000	For all data definitions and sources, see the Data Definitions and Notes page.

More data (including nearly 150 indicators, trends, graphs, rates and more) are on the [Kids Count Online Data Center](#).



HEALTH & SAFETY	KEY TRENDS OVER TIME	BASE YEAR (2010)		MOST RECENT YEAR (2020)				Trend
		Number	Rate	Number	Rate	Rate Change	MI Rate	
		Less than adequate prenatal care	272	36.1%	219	31.6%	-12.5%	
Infant mortality [^]	4	5.8	4	5.8	0.8%	6.6	●	
Child deaths, ages 1-14*	3	26.1	3	27.7	6.1%	18.5	●	
Teen deaths, ages 15-19*	2	53.0	3	78.6	48.3%	48.1	●	
Young adult deaths, ages 18-24*	4	81.9	5	101.0	23.3%	83.8	●	
ADDITIONAL DATA (Most recent year is listed in parentheses)				Number	Rate	MI Rate		
Children with health insurance, ages 0-18 (2019)				13,727	95.6%	96.6%		
Insured by Medicaid, ages 0-18 (2021)				7,992	55.0%	48.7%		
Low-birthweight babies (2020)				48	6.9%	8.7%		
Fully immunized toddlers, ages 19-35 months (2021)				767	70.2%	69.4%		
Children tested for lead, ages 1-2 (2020)				326	23.7%	29.8%		
Children hospitalized for asthma, ages 0-14 ^t (2019)				8	5.8	10.6		
Children with food insecurity, ages 0-17 (2019)				2,120	14.9%	14.2%		
Mental health providers (ratio of population to provider) (2020)				134	477:1	355:1		

FAMILY & COMMUNITY	KEY TRENDS OVER TIME (Most recent year is listed in parentheses)	BASE YEAR (2010)		MOST RECENT YEAR				Trend
		Number	Rate	Number	Rate	Rate Change	MI Rate	
		Birth to teens, ages 15-19 [^] (2020)	89	42.0	41	22.6	-46.1%	
Child abuse/neglect, ages 0-17 (2021)								
• Children in investigated families [^]	1,525	102.1	2,209	159.6	56.3%	86.2	●	
• Confirmed victims [^]	169	11.3	239	17.3	53.0%	12.1	●	
• Children in out-of-home care [^]	60	4.0	102	7.4	84.3%	4.3	●	
ADDITIONAL DATA (2020)				Number	Rate	MI Rate		
Children living in high-poverty areas, ages 0-17				0	0.0%	12.5%		
Children by household structure, ages 0-17								
• Family with married parents				9,993	72.7%	66.5%		
• Family with single parent				3,753	27.3%	33.5%		
Children in poverty by household structure, ages 0-17								
• Family with married parents				1,129	11.3%	8.4%		
• Family with single parent				1,015	27.1%	38.2%		
English not spoken at home, ages 5-17				545	5.2%	10.4%		
Children with internet at home, ages 0-17				12,386	87.6%	92.5%		

Kids Count provides child advocates, agencies, public officials and legislators with the best available data, nonpartisan policy recommendations and tools to advance policies that benefit children. Our data-based profiles help decision-makers understand the educational, social, economic and physical well-being of children across the state.

An equitable, two-generation approach will help Michigan's kids keep moving forward.

A child's well-being should not be determined by their race, place or income, but data shows that this is the reality. That's why our racial equity lens considers how policy decisions help or hinder outcomes. We also consider access to opportunity for the adults in kids' lives when working to improve well-being.

KEY	● Improving	[^] Rate per 1,000	N/A Data not available
	● Little Change	^t Rate per 10,000	* Data suppressed
	● Worsening	[♦] Rate per 100,000	For all data definitions and sources, see the Data Definitions and Notes page.

More data (including nearly 150 indicators, trends, graphs, rates and more) are on the [Kids Count Online Data Center](#).





Montcalm County Great Start Collaborative Status of Young Children 2022

Dear Community Member,

MCGSC wants to Remind you that when you talk, read, and sing with your child—even before they can use words—you're building their brain and helping to prepare them for success in school and life.

Talking is Teaching

<https://talkingisteaching.org/>



The Montcalm County Great Start Collaborative (MCGSC) recognizes that the last two years have been hard on our families with young children. We know that in our ever-changing world it is hard to continue to keep families with young children at the forefront given our community has so many needs. MCGSC continues to make it a priority to build a community where our families with young children thrive. This keeps evolving and changing based on the faces of our young children. Family support will continue to be a priority for the MCGSC work we are engaging in with our community partners. **MCGSC welcomes you to join in the conversation about the well-being of our young children in our annual Status of Young Children report.** We value every voice in our community! This data shares a story that the MCGSC wants to share to support our community in being a place that supports the first five years of a child's life as a time of great opportunity. Research tells us that by age six, most of a child's brain is developed. In 2021, there were 694 births and a total of 4,278 children from birth to age five living in Montcalm County.

Parents and community leaders in Montcalm County who understand the vital importance of investing in young children continue to work together to implement the 2022-2025 MCGSC Strategic Plan. Please take a moment to look at the data story. **Continued investment in research-based, high-quality early childhood supports is essential.** Please contact us with any feedback at www.GreatStartMontcalm.org

OUR VISION:

Children in Montcalm County have the opportunity to be healthy, eager, and prepared to succeed in school and life.

The Montcalm County Great Start Collaborative and the Great Start Parent Coalition are the focal point for local early childhood efforts. For more information about Early Childhood supports & services in Montcalm County or to provide feedback regarding this data, please contact:

**MCGSC at: (616) 225-6146
GreatStartMontcalm.org**

WHAT THE DATA SHOWS US:

- 18% of children aged birth to seventeen live in poverty. The state of MI is 17%
- 64% of students receive free or reduced school lunch assistance; a slight rise from 2020 at 62%. The state of MI is 52%
- 32% of Montcalm County mothers who gave birth did not receive appropriate health care in 2019. This is a slight improvement from the last 6 years and a continued positive trend for mothers & babies in Montcalm County.
- Medicaid pays for 42% of Montcalm County births. State average: 40%. This remained consistent from last year.
- 70% of 19–35-month age children in Montcalm County are up to date on their immunizations. This is an area we have remained higher than the state average; however, we continue to dip each year in this area as compared to the last 4 years. The State average is 69%.
- 53% of children ages 0–4 are participating in Women, Infant, & Children (WIC). The state average is 44%. We have remained consistent in this area as well as in the State of MI.
- Montcalm County is higher than the state average in the rate of children birth to five that were substantiated for child abuse and neglect. Montcalm County stands at 21% while the state average is at 17%. The last two years have been a downward trend. Even though Montcalm communities are higher than the state average we are moving in the right direction
- 321 birth to five children were served through Early ON & Special Education services in the calendar year of 2021. 4% of our three to five age children were receiving special education services and 4% of our birth to three age children were receiving Early On services.

Report Data Source: Michigan Kids Count



Montcalm County Great Start Collaborative Meeting Schedule 2022-2023

Montcalm County GSC Board Meetings (at the Montcalm Area Intermediate School District, Stanton):

Contact person: Cari O'Connor

- **October 5, 2022**, from 11:30-1:30pm
- **December 7, 2022**, from 11:30-1:30pm
- **February 1, 2023**, from 11:30-1:30pm
- **April 5, 2023**, from 11:30-1:30pm
- **June 7, 2023**, from 11:30-1:30 pm
- **August 2, 2023**, from 11:30-1:30 pm

Montcalm County GSC Committee Meetings:

Parent Leadership Committee - Parent Coalition Meetings (All meetings will be located at the Montcalm Area Career Center, 1550 W Sidney Rd, Sidney) [Contact person: Monique Cooper](#)

- **September 12, 2022** from 5:30pm-7:00pm (Childcare and dinner will be provided)
 - **Meeting Topic: Emotionally Charged Child Tips**
- **October 10, 2022** from 5:30pm-7:00pm (Childcare and dinner will be provided)
 - **Meeting Topic: Helping Children Build Peer Relationships**
- **November 14, 2022** from 5:30pm-7:00pm (Childcare and dinner will be provided)
 - **Meeting Topic: Sensory Activities & Play Ideas**
- **December 12, 2022** from 5:30pm-7:00pm (Holiday potluck with crafts and a special guest)
 - **Holiday Celebration with Santa**
- **February 13, 2023** from 5:30pm-7:00pm (Childcare and dinner will be provided)
 - **Meeting Topic: ACE's Information**
- **March 13, 2023** from 5:30pm-7:00pm (Parenting Awareness Month, special event)
 - **Meeting Topic: Parenting Awareness Special Event**
- **April 10, 2023** from 5:30pm-7:00pm (Childcare and dinner will be provided)
 - **Meeting Topic: Raising Children with Attention Disorders**
- **May 8, 2023** from 5:30pm-7:00pm (Childcare and dinner will be provided)
 - **Meeting Topic: Body Safety Parenting Tips**
- **June 12, 2023** from 5:30pm-7:00pm (Summer kickoff event)
 - **Maddie's Park Summer Kick Off**

Family Wellness Committee (Meetings currently being held through Zoom):

[Contact person: Monique Cooper](#)

- **October 5, 2022**, from 1:30-2:30pm
- **December 7, 2022**, from 1:30-2:30pm
- **February 1, 2023**, from 1:30-2:30pm
- **April 5, 2023**, from 1:30-2:30pm
- **June 7, 2023**, from 1:30-2:30pm
- **August 2, 2023**, from 1:30-2:30pm

Early Care & Education Committee (Meetings currently being held through Zoom):

[Contact person: Mindy Train](#)

- **October 12, 2022**, from 9:00am-10:00am
- **December 14, 2022**, from 9:00am-10:00am
- **February 8, 2023**, from 9:00am-10:00am
- **April 12, 2023**, from 9:00am-10:00am
- **June 14, 2023**, from 9:00am-10:00am
- **August 9, 2023**, from 9:00am-10:00am
- **Early Childhood Conference, September 16, 2023**